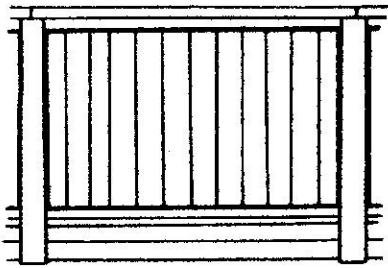



APPROVED FENCE DESIGNS



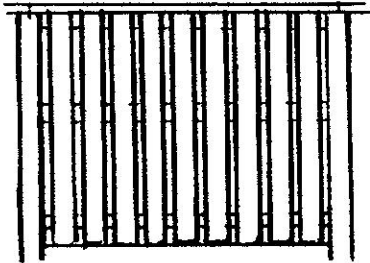
TYPE A -- SOLID PICTURE FRAME

Top & Bottom Rails -	2x4 (flat)
Vertical Boards -	1x3, 1x4, 1x6
Holding Nailers -	1x2
Bottom Closures -	2x material




TYPE B -- SOLID PICTURE FRAME WITH LATTICE ON TOP

Lattice Boards -	1/2x2
Other Members -	same as Type A



TYPE C -- DOUBLE BOARD WITH CLOSED TOP

Top Rail -	2x4 (flat)
Vertical Boards -	1x6 W/ 1.5" gap (each side) or 1x8 w/ 2" gap
Intermediate Nailers-	2x4 (on edge)



TYPE D -- DOUBLE BOARD

Vertical Boards -	1x6 W/ 1.5" gap (each side) or 1x8 w/ 2" gap
Intermediate Nailers-	2x4 (on edge)

GENERAL NOTES

All lumber to be unpainted cedar, redwood or CCA treated.

All posts to be nominal 4x4's set in concrete.

Privacy fences between adjoining units (on common wall line to be 6 foot in total height and without lattice work.

Lattice work shown on Type B is also permissible on Type C.

It is recommended that all fastenings be rust resistant screws rather than nails or staples.

The original Type A privacy fences have proved to be least desirable since the bottom rail, bottom nailers and board bottoms rot out due to moisture from rain and snow being trapped at that location.

Types C and D are least subject to wind damage.